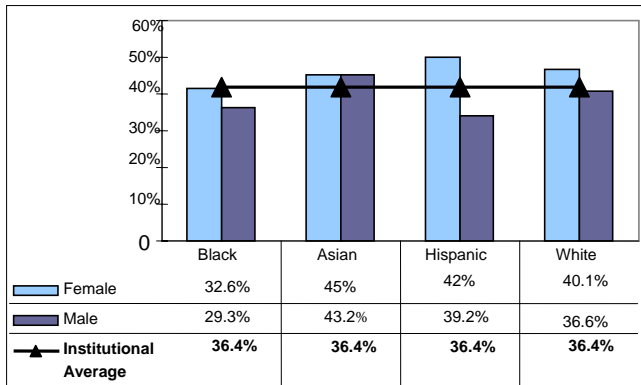


Persistence

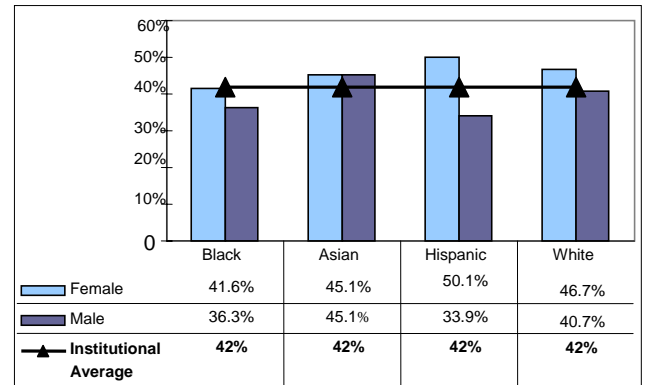
The information contained on this fact sheet has been derived from Institutional Research Report # 148, *An Assessment of Parity in the Outcomes of College-Level Students: Persistence and Academic Performance Part 2*. The information related to college level students is based on students who tested at the English 098-regular level of academic readiness.

Average Fall to Fall Persistence Rates by Gender within Race

College Level Students

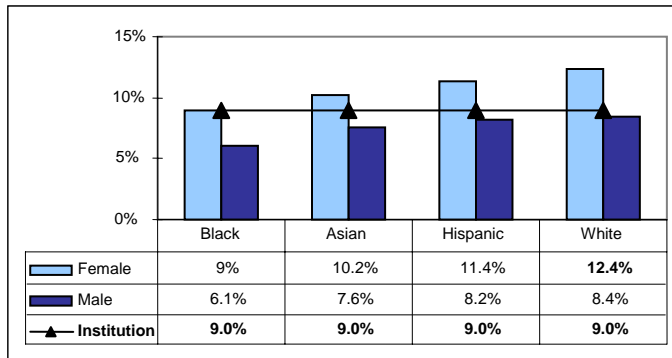


All Students

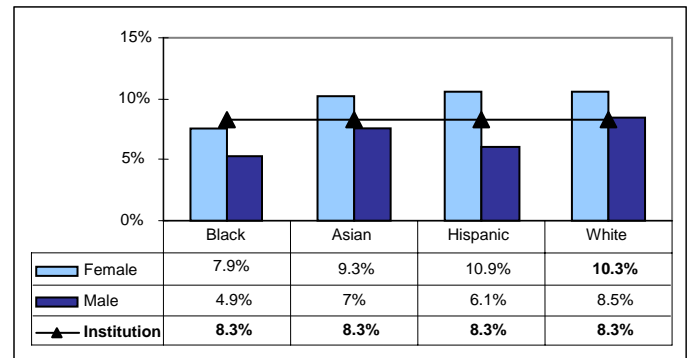


Average Four Year Graduation Rates by Gender within Race

College Level Students



All Students



College Level Students

Average Fall to Fall Persistence Rates by Age

18 through 24 Years	40.5%
25 Years and Older	32.0%
Institutional Average	36.4%

Average Four Year Graduation Rates by Age

18 through 24 Years	10.8 %
25 Years and Older	7.0%
Institutional Average	9.0%

All Students

Average Fall to Fall Persistence Rates by Age

18 through 24 Years	44.8%
25 Years and Older	38.4%
Institutional Average	42.0%

Average Four Year Graduation Rates by Age

18 through 24 Years	9.2 %
25 Years and Older	7.4%
Institutional Average	8.3%

The detailed report is available at http://www.ccp.edu/VPFIN-PL/ir/ir_reports/ir_report_148.pdf.

Departing Success

Percentage of Departing Students By Success Category

College Level Students

		Spr 2002	Fall 2002	Combined Spr & Fall
Number of Departing Students		4631	3471	8102
Successful Departure	Graduate	11.3 %	4.8 %	66.6 %
	Long-term Success	36.6 %	33.6 %	
	Short-term Success	21.6 %	24.3 %	
Unsuccessful Departure		30.5 %	37.3 %	33.4 %

All Students

		Spr 2002	Fall 2002	Combined Spr & Fall
Number of Departing Students		6773	4773	11546
Successful Departure	Graduate	11.0%	4.8%	60.0%
	Long-term Success	32.2%	30.9%	
	Short-term Success	19.2%	21.0%	
Unsuccessful Departure		37.6%	43.3%	40.0%

Graduated: Departed after being awarded a degree

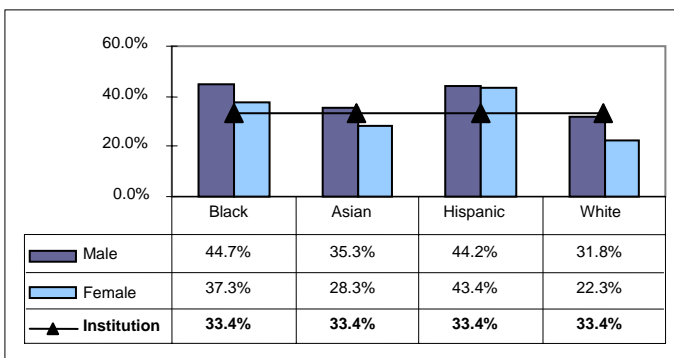
Long-term Success: Departed with a GPA of 2.0 or greater and 12 or more cumulative credit hours earned

Short-term Success: Departed with a GPA of 2.0 or greater and 11 or fewer cumulative credit hours earned

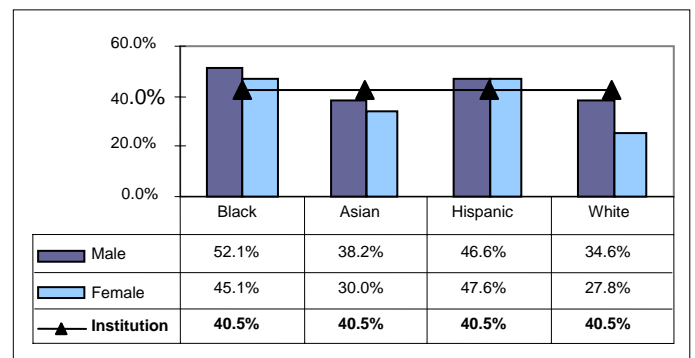
Unsuccessful: Departed with a GPA below 2.0 or never attempted a college-level course

Percentage of Students Departing Unsuccessfully by Gender Within Race

College Level Students



All Students



Students Departing Unsuccessfully by Age

College Level Students

18 through 24 Years	43.0%
25 Years and Older	26.5%
Institutional Average	33.4%

All Students

18 through 24 Years	51.6%
25 Years and Older	32.3%
Institutional Average	40.0%